

Convertible rooms – just how you like it.

Hawa Concepta III Family



Hawa Concepta III

Hawa Folding Concepta III

On furniture: Sliding solution for furniture doors which can be pivoted, folded, pushed in and parked in a very small space at the side.

Hawa Concepta III family

Redesign of the pivot and folding/ slide-in doors

Designing hardware and systems that are optimally coordinated with current user requirements: In order to do this, Hawa Sliding Solutions is always prepared to go in new directions.

The newly designed Hawa Concepta III family is the perfect example of this. It follows an innovative basic approach: Only making rooms visible when they are needed. Contemporary trends such as lack of urban living space and the associated demand for using living areas in an economical and multi-functional way have been anticipated perfectly in this way.

This is because the Hawa Concepta III and the Hawa Folding Concepta III make it possible to conjure up an office or an entire kitchen from virtually nothing, and make it disappear again. And they reveal themselves to be space economy experts by requiring very little room in the parked position.



The combination of the two systems creates new, exciting design possibilities.



More aesthetics

Design is also always that which you don't see: With the new Hawa Concepta III family, work surfaces and entire kitchens can be reduced to an elegant, flush front with an even gap pattern. If you prefer a puristic appearance, you can even dispense with handles.



More comfort

Making the contents of a cabinet disappear within seconds only requires a minimal amount of effort with the Hawa Concepta III technology. The pioneering, patented system guarantees an even, extremely smooth movement with its sophisticated operating assistance.

More efficiency

The qualities of the Hawa Concepta III family are already evident during processing. The high degree of pre-assembly makes installation easier, and the logically positioned, easily accessible adjusting points simplify adjustment, and the entire system therefore supports increased productivity.

Wide range of design options

Rooms have never been as flexible as this

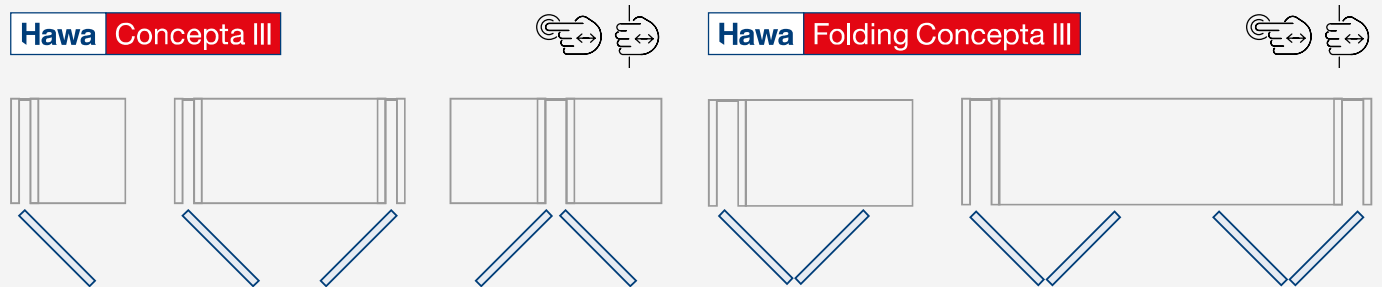
The Hawa Concepta systems of the newest generation display their full quality in the kitchen. They make floor-to-ceiling designs, highboards or wall units with two, three or four doors possible. This gives you almost unlimited creative freedom.

Height	Hawa Concepta III		Hawa Folding Concepta III	
2850				
2700				
2500				
2300	Running gear	Running gear	Running gear	Running gear
2200				
1900				
1850				
1250				
1200				
Weight	25	35	20	25

Combinations at your fingertips

A solution for every application

The Hawa Concepta III and the Hawa Folding Concepta III can be flexibly combined and implemented in made-to-measure dimensions. In this way, they make variable design solutions possible which are tailored exactly to the room and the type of use.



Open room layout

Washroom, wardrobe, home office or kitchen: The users are free to determine what is usable or visible.



Free access

No doors protruding into the room or standing in the way: This is the guarantee of unrestricted usage.



Large areas

Multi-leaf systems and door heights of up to 2700 mm: This is how entire cabinets and single-line kitchens can be made to disappear and reappear again.

Pivot and folding/slide-in hardware offers many advantages

The new Hawa Concepta III family in brief



Flexibility

Variable door dimensions: half-height to floor-to-ceiling solutions possible, including walk-on solutions

Hawa Concepta III and Hawa Folding Concepta III can be combined, for three-door solutions without separating wall



Comfort

Ergonomic movement support for even, smooth movement

Opening and closing with very little effort – one hand is enough



Security

Tested for 40,000 cycles (highest class) and maintenance-free for the entire service life (equivalent to approx. 25 years and the average service life of a pivot/slide-in door) (DIN EN 15706)



Productivity

Efficient planning with the Hawa configurator

Easy installation thanks to high degree of pre-assembly

Intuitive adjustment with easily accessible adjustment points



Aesthetics

Allows constructions with and without handle

Uniform, flush front design with even gap pattern

Invisible technology

Technical product information

You will find all of the necessary ordering information for the Hawa Concepta III and Hawa Folding Concepta III on the following pages.

Hawa Concepta III 25 Push see page 7

Hawa Concepta III 25 Pull see page 14

Hawa Concepta III 35 Push see page 21

Hawa Concepta III 35 Pull see page 28

Hawa Folding Concepta III 20 Push see page 35




Hawa Folding Concepta III 20 Pull see page 49

Hawa Folding Concepta III 25 Push see page 63





Hawa Folding Concepta III 25 Pull see page 77

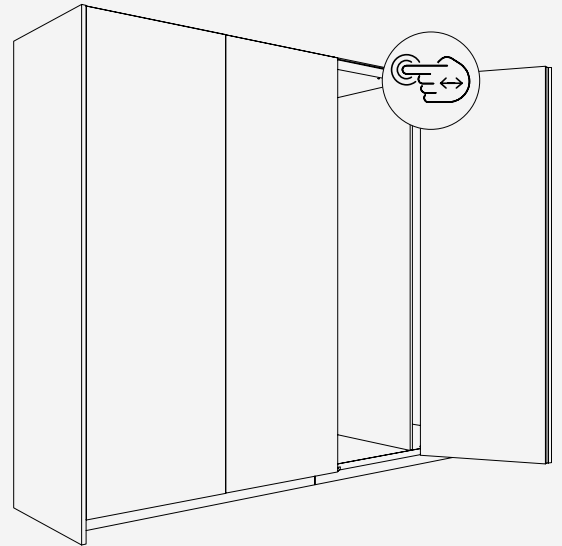
Hardware for pivoting, folding and lateral sliding in of wooden doors up to 25 kg (55 lbs.). Uniform, flush front design with even gap pattern. Push-to-open function for handle-less cabinet designs.

Product highlights

-  **Flexibility** Variable door dimensions, also for floor-to-ceiling, walk-in closets – can be combined with Hawa Concepta III
-  **Productivity** Easy installation thanks to high degree of pre-assembly and intuitive adjustment
-  **Aesthetics** Cabinet designs without handle – the technology remains invisible

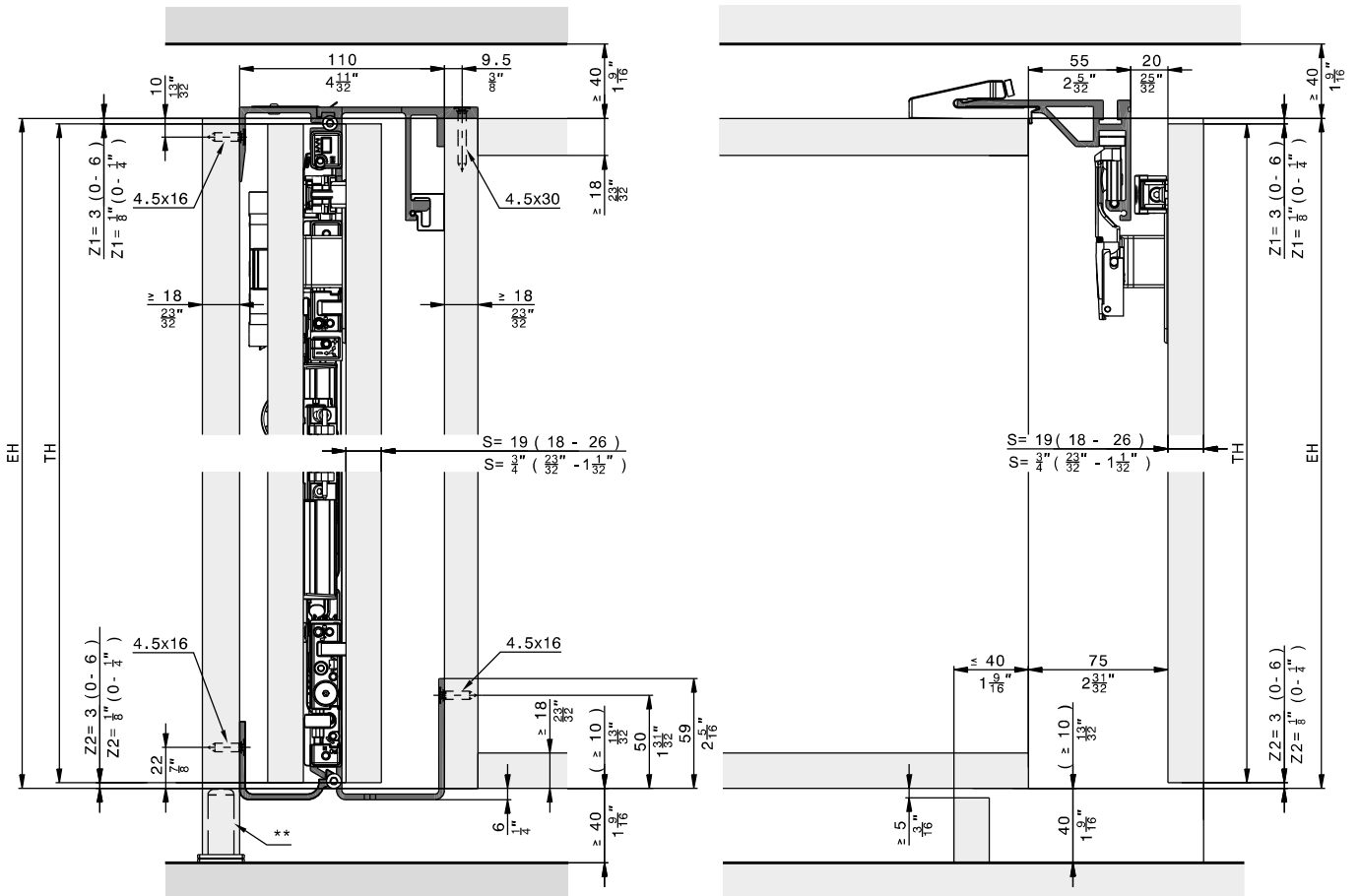
Technical specifications

-  10–25 kg (22 to 55 lbs.)
-  1900–2700 mm (6' 2 13/16" to 8' 10 5/16")
-  440–750 mm (1' 5 5/16" to 2' 5 17/32")
-  18–26 mm (23/32" to 1 1/32")



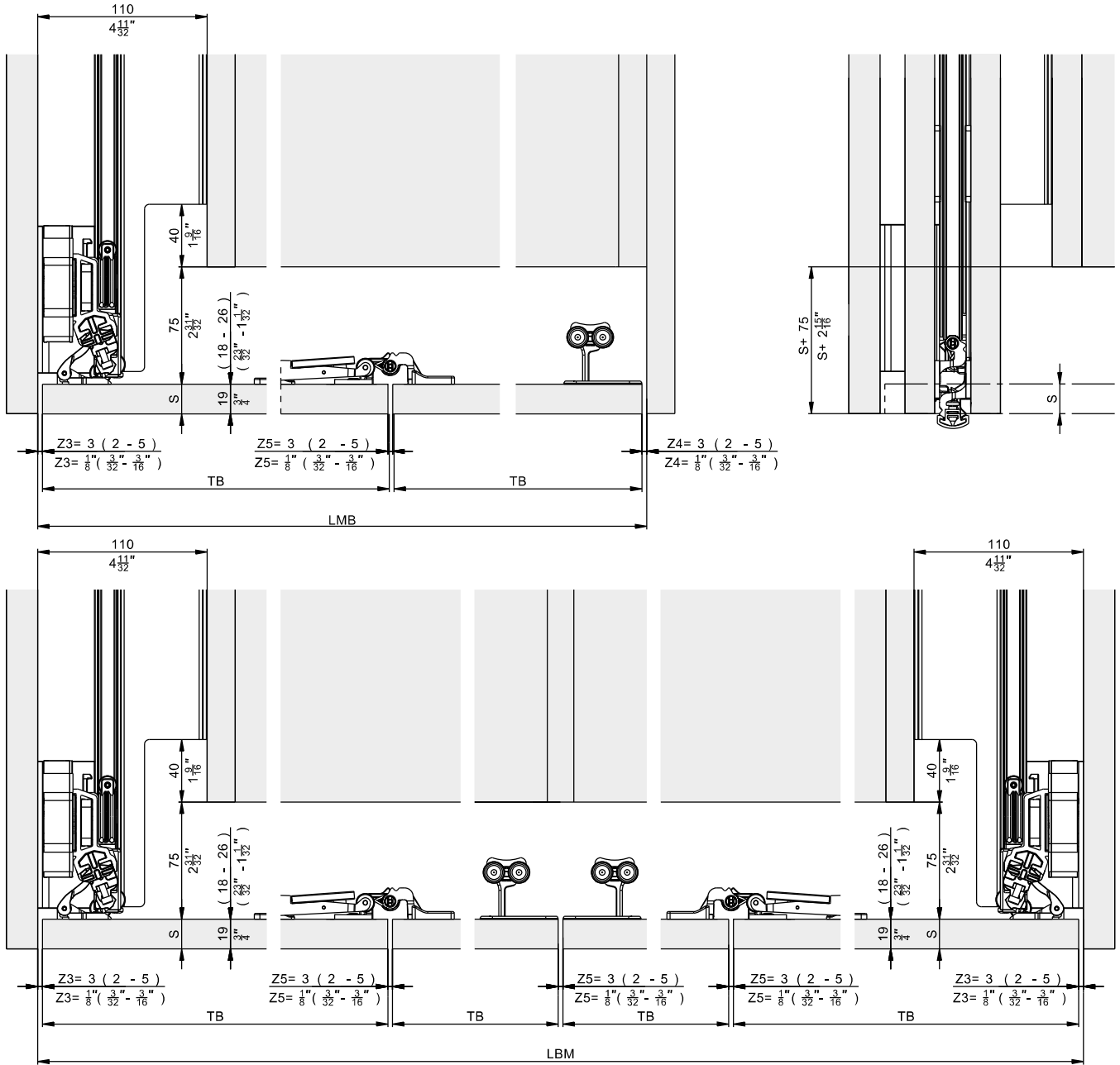
Installation examples

Overlay door without base profile



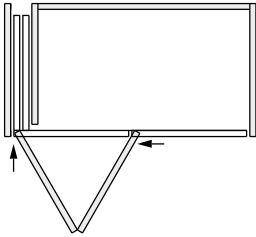
** Recommendation: Use adjustable foot

Overlay door without base profile, 2 and 4 doors



Required components

for 2-door cabinets

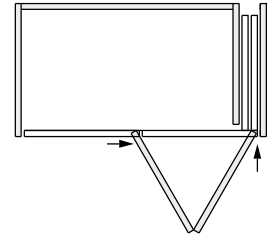


Hawa Folding Concepta III 25 Push, left
Aluminum, anodized

	No.
Hawa Folding Concepta III 25 Push, basic set, door height 1900–2700 mm (6' 2 13/16" to 8' 10 5/16")	31505
Hawa Folding Concepta III 25 Push, slide-in set, left	31510
Hawa Folding Concepta III 20/25, track set 2 doors, left, aluminum, anodized	31514
Hawa Folding Concepta III 25, upright set, door height 1900–2700 mm (6' 2 13/16" to 8' 10 5/16"), aluminum, anodized	31520

Aluminum, black anodized

	No.
Hawa Folding Concepta III 25 Push, basic set, door height 1900–2700 mm (6' 2 13/16" to 8' 10 5/16")	31505
Hawa Folding Concepta III 25 Push, slide-in set, left	31510
Hawa Folding Concepta III 20/25, track set 2 doors, left, aluminum, black anodized	31521
Hawa Folding Concepta III 25, upright set, door height 1900–2700 mm (6' 2 13/16" to 8' 10 5/16"), aluminum, black anodized	31527



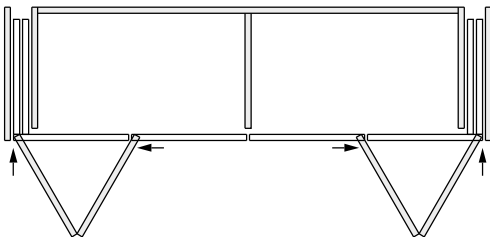
Hawa Folding Concepta III 25 Push, right
Aluminum, anodized

	No.
Hawa Folding Concepta III 25 Push, basic set, door height 1900–2700 mm (6' 2 13/16" to 8' 10 5/16")	31505
Hawa Folding Concepta III 25 Push, slide-in set, right	31511
Hawa Folding Concepta III 20/25, track set 2 doors, right, aluminum, anodized	31515
Hawa Folding Concepta III 25, upright set, door height 1900–2700 mm (6' 2 13/16" to 8' 10 5/16"), aluminum, anodized	31520

Aluminum, black anodized

	No.
Hawa Folding Concepta III 25 Push, basic set, door height 1900–2700 mm (6' 2 13/16" to 8' 10 5/16")	31505
Hawa Folding Concepta III 25 Push, slide-in set, right	31511
Hawa Folding Concepta III 20/25, track set 2 doors, right, aluminum, black anodized	31522
Hawa Folding Concepta III 25, upright set, door height 1900–2700 mm (6' 2 13/16" to 8' 10 5/16"), aluminum, black anodized	31527

for 4-door cabinets



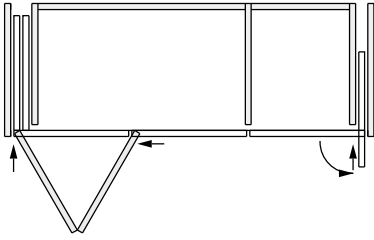
Hawa Folding Concepta III 25 Push, left/right
Aluminum, anodized

	Pcs.	No.
Hawa Folding Concepta III 25 Push, basic set, door height 1900–2700 mm (6' 2 13/16" to 8' 10 5/16")	2	31505
Hawa Folding Concepta III 25 Push, slide-in set, left	1	31510
Hawa Folding Concepta III 25 Push, slide-in set, right	1	31511
Hawa Folding Concepta III 20/25, track set 4 doors, aluminum, anodized	1	31518
Hawa Folding Concepta III 25, upright set, door height 1900–2700 mm (6' 2 13/16" to 8' 10 5/16"), aluminum, anodized	2	31520

Aluminum, black anodized

	Pcs.	No.
Hawa Folding Concepta III 25 Push, basic set, door height 1900–2700 mm (6' 2 13/16" to 8' 10 5/16")	2	31505
Hawa Folding Concepta III 25 Push, slide-in set, left	1	31510
Hawa Folding Concepta III 25 Push, slide-in set, right	1	31511
Hawa Folding Concepta III 20/25, track set 4 doors, aluminum, black anodized	1	31525
Hawa Folding Concepta III 25, upright set, door height 1900–2700 mm (6' 2 13/16" to 8' 10 5/16"), aluminum, black anodized	2	31527

for 3-door cabinets



**Hawa Folding Concepta III 25 Push, left with
Hawa Concepta III 35 Push, right**

Aluminum, anodized

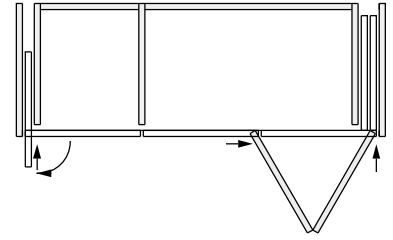
	No.
Hawa Folding Concepta III 25 Push, basic set, door height 1900–2700 mm (6' 2 13/16" to 8' 10 5/16")	31505
Hawa Folding Concepta III 25 Push, slide-in set, left	31510
Hawa Folding Concepta III 20/25, track set 3 doors, left, aluminum, anodized	31516
Hawa Folding Concepta III 25, upright set, door height 1900–2700 mm (6' 2 13/16" to 8' 10 5/16"), aluminum, anodized	31520
Hawa Concepta III 35 Push/Pull, basic set right, door height 1900–2700 mm (6' 2 13/16" to 8' 10 5/16")	30997
Hawa Concepta III 25/35 Push, slide-in set, right	30999
Upright profile, for door height 1900–2700 mm (6' 2 13/16" to 8' 10 5/16"), aluminum, anodized, L= 2474 mm (8' 1 13/32")	30771
Connector set 55 mm (2 5/32"), for exterior connection to cabinet	31005

Aluminum, black anodized

	No.
Hawa Folding Concepta III 25 Push, basic set, door height 1900–2700 mm (6' 2 13/16" to 8' 10 5/16")	31505
Hawa Folding Concepta III 25 Push, slide-in set, left	31510
Hawa Folding Concepta III 20/25, track set 3 doors, left, aluminum, black anodized	31523
Hawa Folding Concepta III 25, upright set, door height 1900–2700 mm (6' 2 13/16" to 8' 10 5/16"), aluminum, black anodized	31527
Hawa Concepta III 35 Push/Pull, basic set right, door height 1900–2700 mm (6' 2 13/16" to 8' 10 5/16")	30997
Hawa Concepta III 25/35 Push, slide-in set, right	30999
Upright profile, for door height 1900–2700 mm (6' 2 13/16" to 8' 10 5/16"), aluminum, anodized, L= 2474 mm (8' 1 13/32")	30771
Connector set 55 mm (2 5/32"), for exterior connection to cabinet	31005

Hawa Configurator

www.hawa.com/configurator →



**Hawa Folding Concepta III 25 Push, right with
Hawa Concepta III 35 Push, left**

Aluminum, anodized

	No.
Hawa Folding Concepta III 25 Push, basic set, door height 1900–2700 mm (6' 2 13/16" to 8' 10 5/16")	31505
Hawa Folding Concepta III 25 Push, slide-in set, right	31511
Hawa Folding Concepta III 20/25, track set 3 doors, right, aluminum, anodized	31517
Hawa Folding Concepta III 25, upright set, door height 1900–2700 mm (6' 2 13/16" to 8' 10 5/16"), aluminum, anodized	31520
Hawa Concepta III 35 Push/Pull, basic set left, door height 1900–2700 mm (6' 2 13/16" to 8' 10 5/16")	30996
Hawa Concepta III 25/35 Push, slide-in set, left	30998
Upright profile, for door height 1900–2700 mm (6' 2 13/16" to 8' 10 5/16"), aluminum, anodized, L= 2474 mm (8' 1 13/32")	30771
Connector set 55 mm (2 5/32"), for exterior connection to cabinet	31005

Aluminum, black anodized








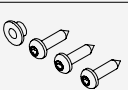





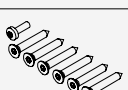
	No.
Hawa Folding Concepta III 25 Push, basic set, door height 1900–2700 mm (6' 2 13/16" to 8' 10 5/16")	31505
Hawa Folding Concepta III 25 Push, slide-in set, right	31511
Hawa Folding Concepta III 20/25, track set 3 doors, right, aluminum, black anodized	31524
Hawa Folding Concepta III 25, upright set, door height 1900–2700 mm (6' 2 13/16" to 8' 10 5/16"), aluminum, black anodized	31527
Hawa Concepta III 35 Push/Pull, basic set left, door height 1900–2700 mm (6' 2 13/16" to 8' 10 5/16")	30996
Hawa Concepta III 25/35 Push, slide-in set, left	30998
Upright profile, for door height 1900–2700 mm (6' 2 13/16" to 8' 10 5/16"), aluminum, anodized, L= 2474 mm (8' 1 13/32")	30771
Connector set 55 mm (2 5/32"), for exterior connection to cabinet	31005

List of individual parts, which are included in the sets

Set for 1 folding/slide-in door up to 25 kg (55 lbs.)

	No.
Hawa Folding Concepta III 25 Push, basic set, door height 1900–2700 mm (6'2 13/16" to 8'10 5/16")	31505

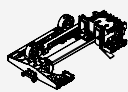




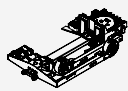
Set consisting of:

		31505	No.
	Slot nuts for hinge attachment, plastic, black	4	30686
	Mounting plate for hinge with height adjustment, steel, nickel-plated	1	30738
	Concealed hinge, without soft closing mechanism and closing spring, steel, nickel plated	4	31435
	Center concealed hinge, spring loaded, steel, matt nickel-plated	4	30794
	Screw for concealed hinges and center concealed hinges, 4x16 mm (5/32"x5/8"), set of 26 pieces	1	31533
	Folding running gear, nickel-plated	1	31313
	Folding running gear hinge	1	31314
	Screw set for Push-to-open and folding door soft closing mechanism	1	31531
	Folding door soft closing mechanism	1	31064
	Push-to-open for folding door	1	31332
	Counterplate for Push-to-open folding door, plastic, black	1	31036
	Set of adjusting tools	1	31047
	Countersunk head screw, 4.5x16 mm (3/16"x5/8"), steel, zinc-plated, set of 28 pieces	1	31529
	Screw set for double running track and Connector attachment at the bottom	1	31530

Suitable slide-in set

	No.
Hawa Folding Concepta III 25 Push, slide-in set, left	31510
Hawa Folding Concepta III 25 Push, slide-in set, right	31511

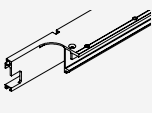
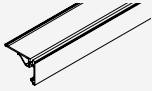
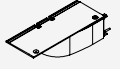
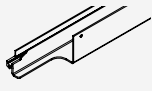
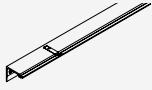
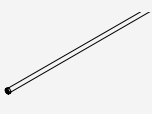




Set consisting of:

		31510	31511	No.
	Slide-in unit Hawa Folding Concepta III 25 Push, left	1		31002
	End stop bracket for Push ejector, steel, zinc-plated	1	1	31072
	Push ejector, plastic, black	1	1	31010
	Slide-in securing mechanism, plastic, black	1	1	30966
	Adhesive plate for Push-to-open folding door, with double-sided adhesive tape, silver-gray and black	1	1	52118
	Slide-in unit Hawa Folding Concepta III 25 Push, right		1	31003

Suitable 2-door and 4-door track sets, aluminum, anodized



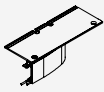
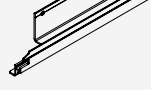
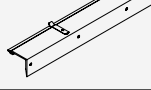
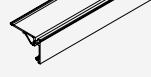
	No.
Hawa Folding Concepta III 20/25, track set 2 doors, left, aluminum, anodized	31514
Hawa Folding Concepta III 20/25, track set 2 doors, right, aluminum, anodized	31515
Hawa Folding Concepta III 20/25, track set 4 doors, aluminum, anodized	31518

Set consisting of:

		31514	31515	31518	No.
 Double running track top left, aluminum, anodized, L= 820 mm (2' 8 9/32")	1		1		31339
 Running track front, aluminum, anodized, L= 1272 mm (4' 2 3/32")	1	1			31210
 Running track curve, left, aluminum, anodized	1		1		31365
 Bottom guide track left, aluminum, anodized, L= 820 mm (2' 8 9/32")	1		1		31336
 Connector, top left L= 788 mm (2' 7 1/32")	1		1		31370
 Connecting profile for Connector, top, aluminum, L= 660 mm (2' 1 31/32")	1	1		2	30977
 Connector clips, bottom, plastic, black, L= 94 mm (3 11/16")	3	3		6	31086
 Connector part for running track curve, steel, zinc-plated	1	1		2	31543
 Double running track support, plastic, black	1	1		2	31359
 Running track adapter, plastic, anthracite, set of 4 pieces	1	1		2	23645


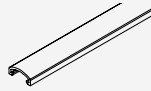

Continued table on next column

Table continued from previous column

 Countersunk head screw for running track adapter, 4.5x16 mm (3/16"x5/8"), set of 16 pieces	1	1	2		31585
 Double running track top right, aluminum, anodized, L= 820 mm (2' 8 9/32")		1	1		31340
 Running track curve, right, aluminum, anodized		1	1		31366
 Bottom guide track right, aluminum, anodized, L= 820 mm (2' 8 9/32")		1	1		31337
 Connector, top right L= 788 mm (2' 7 1/32")		1	1		31371
 Running track front, aluminum, anodized, L= 2539 mm (8' 3 31/32")			1		31343

Upright set, aluminum, anodized

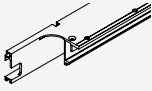
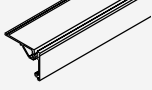
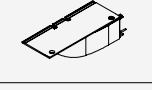



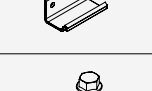
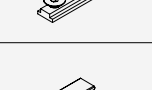



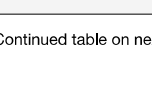
	No.
Hawa Folding Concepta III 25, upright set, door height 1900–2700 mm (6' 2 13/16" to 8' 10 5/16"), aluminum, anodized	31520

	31520	No.
Set consisting of:		
 Upright profile, for door height 1900–2700 mm (6' 2 13/16" to 8' 10 5/16"), aluminum, anodized, L= 2474 mm (8' 1 13/32")	1	30771
 Cover panel for door joint, for door height 1900–2700 mm (6' 2 13/16" to 8' 10 5/16"), aluminum, anodized, L= 2700 mm (8' 10 5/16")	1	31232
 Retaining clip for cover panel 2700 mm (8' 10 5/16"), plastic, black, set of 8 pieces	1	31503

Suitable 3-door track sets, aluminum, anodized


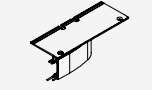
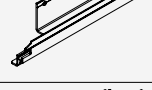
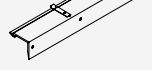
	No.
Hawa Folding Concepta III 20/25, track set 3 doors, left, aluminum, anodized	31516
Hawa Folding Concepta III 20/25, track set 3 doors, right, aluminum, anodized	31517

Set consisting of:

	31516	31517	No.
 Double running track top left, aluminum, anodized, L= 820 mm (2' 8 9/32")	1		31339
 Running track front, aluminum, anodized, L= 1954 mm (6' 4 15/16")	1	1	31341
 Running track curve, left, aluminum, anodized	1		31365
 Bottom guide track left, aluminum, anodized, L= 820 mm (2' 8 9/32")	1		31336
 Connector, top left L= 788 mm (2' 7 1/32")	1		31370
 Connecting profile for Connector, top, aluminum, L= 660 mm (2' 1 31/32")	1	1	30977
 Connector clips, bottom, plastic, black, L= 94 mm (3 11/16")	3	3	31086
 Connector part for running track curve, steel, zinc-plated	1	1	31543
 Double running track support, plastic, black	1	1	31359
 Running track adapter, plastic, anthracite, set of 6 pieces	1	1	24870
 Stop set 3 doors Push/Pull	1	1	31538
 Countersunk head screw for running track adapter, 4,5x16 mm (3/16"x5/8"), set of 24 pieces	1	1	31587

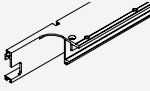
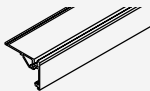
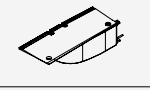



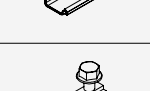



Continued table on next column

Table continued from previous column

 Double running track top right, aluminum, anodized, L= 820 mm (2' 8 9/32")	1		31340
 Running track curve, right, aluminum, anodized	1		31366
 Bottom guide track right, aluminum, anodized, L= 820 mm (2' 8 9/32")	1		31337
 Connector, top right L= 788 mm (2' 7 1/32")	1		31371



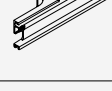
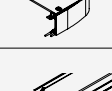



Suitable 2-door and 4-door track sets, aluminum, black anodized

	No.
Hawa Folding Concepta III 20/25, track set 2 doors, left, aluminum, black anodized	31521
Hawa Folding Concepta III 20/25, track set 2 doors, right, aluminum, black anodized	31522
Hawa Folding Concepta III 20/25, track set 4 doors, aluminum, black anodized	31525

Set consisting of:		31521	31522	31525	No.
	Double running track top left, aluminum, anodized, L= 820 mm (2' 8 9/32")	1		1	31339
	Running track front, aluminum, black anodized, L= 1272 mm (4' 2 3/32")	1	1		31211
	Running track curve, left, aluminum, black anodized	1		1	31367
	Bottom guide track left, aluminum, anodized, L= 820 mm (2' 8 9/32")	1		1	31336
	Connector, top left L= 788 mm (2' 7 1/32")	1		1	31370
	Connecting profile for Connector, top, aluminum, L= 660 mm (2' 1 31/32")	1	1	2	30977
	Connector clips, bottom, plastic, black, L= 94 mm (3 11/16")	3	3	6	31086
	Connector part for running track curve, steel, zinc-plated	1	1	2	31543
	Double running track support, plastic, black	1	1	2	31359
	Running track adapter, plastic, anthracite, set of 4 pieces	1	1	2	23645

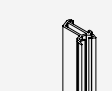


Continued table on next column

Table continued from previous column

	Countersunk head screw for running track adapter, 4.5x16 mm (3/16"x5/8"), set of 16 pieces	1	1	2	31585
	Cover-up pen for cut edge, black	1	1	1	52117
	Double running track top right, aluminum, anodized, L= 820 mm (2' 8 9/32")		1	1	31340
	Running track curve, right, aluminum, black anodized		1	1	31368
	Bottom guide track right, aluminum, anodized, L= 820 mm (2' 8 9/32")		1	1	31337
	Connector, top right L= 788 mm (2' 7 1/32")		1	1	31371
	Running track front, aluminum, black anodized, L= 2539 mm (8' 3 31/32")			1	31344

Upright set, aluminum, black anodized

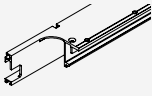
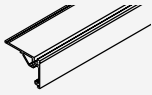
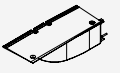
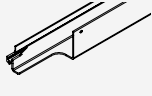
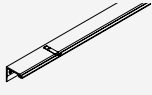







	No.
Hawa Folding Concepta III 25, upright set, door height 1900–2700 mm (6' 2 13/16" to 8' 10 5/16"), aluminum, black anodized	31527

Set consisting of:		31527	No.
	Upright profile, for door height 1900–2700 mm (6' 2 13/16" to 8' 10 5/16"), aluminum, anodized, L= 2474 mm (8' 1 13/32")	1	30771
	Cover panel for door joint, for door height 1900–2700 mm (6' 2 13/16" to 8' 10 5/16"), aluminum, black anodized, L= 2700 mm (8' 10 5/16")	1	31233
	Retaining clip for cover panel 2700 mm (8' 10 5/16"), plastic, black, set of 8 pieces	1	31503

Suitable 3-door track sets, aluminum, black anodized


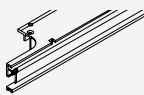
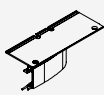
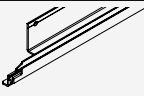
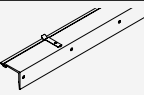
	No.
Hawa Folding Concepta III 20/25, track set 3 doors, left, aluminum, black anodized	31523
Hawa Folding Concepta III 20/25, track set 3 doors, right, aluminum, black anodized	31524

Set consisting of:

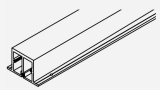
	31523	31524	No.
 Double running track top left, aluminum, anodized, L= 820 mm (2' 8 9/32")	1		31339
 Running track front, aluminum, black anodized, L= 1954 mm (6' 4 15/16")	1	1	31342
 Running track curve, left, aluminum, black anodized	1		31367
 Bottom guide track left, aluminum, anodized, L= 820 mm (2' 8 9/32")	1		31336
 Connector, top left L= 788 mm (2' 7 1/32")	1		31370
 Connecting profile for Connector, top, aluminum, L= 660 mm (2' 1 31/32")	1	1	30977
 Connector clips, bottom, plastic, black, L= 94 mm (3 11/16")	3	3	31086
 Connector part for running track curve, steel, zinc-plated	1	1	31543
 Double running track support, plastic, black	1	1	31359
 Running track adapter, plastic, anthracite, set of 6 pieces	1	1	24870
 Stop set 3 doors Push/Pull	1	1	31538
 Countersunk head screw for running track adapter, 4.5x16 mm (3/16"x5/8"), set of 24 pieces	1	1	31587

Continued table on next column

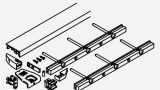
Table continued from previous column

 Cover-up pen for cut edge, black	1	1	52117
 Double running track top right, aluminum, anodized, L= 820 mm (2' 8 9/32")		1	31340
 Running track curve, right, aluminum, black anodized		1	31368
 Bottom guide track right, aluminum, anodized, L= 820 mm (2' 8 9/32")		1	31337
 Connector, top right, L= 788 mm (2' 7 1/32")		1	31371

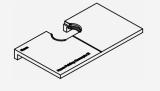

Reinforcement profiles

		No.
	Reinforcement profile for running track front, 2765 mm (9' 27/32"), 4 doors, aluminum, anodized	52109
	Reinforcement profile for running track front, 2085 mm (6' 10 3/32"), 3 doors, aluminum, anodized	52110

Base profiles

		No.
	Base profile set, 2 doors, aluminum, anodized	52089
	Base profile set, 3 doors, aluminum, anodized	52090
	Base profile set, 4 doors, aluminum, anodized	52091
	Base profile set, 2 doors, aluminum, black anodized	52092
	Base profile set, 3 doors, aluminum, black anodized	52093
	Base profile set, 4 doors, aluminum, black anodized	52094


Accessories

		No.
	Routing jig for folding hinge	52121
	Magnetic centering part, with including drilling jig, aluminum, anodized	24006

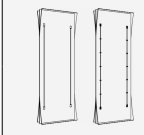
Straightening fitting

→ Details under Accessories from page 323


Aluminum, untreated

		No.
	Straightening fitting for doors 2040–2600 mm (6' 8 5/16" to 8' 6 3/8"), aluminum	056.3192.072
	Straightening fitting for doors 1715–2275 mm (3' 11 27/32" to 5' 9 7/8"), aluminum	056.3192.079

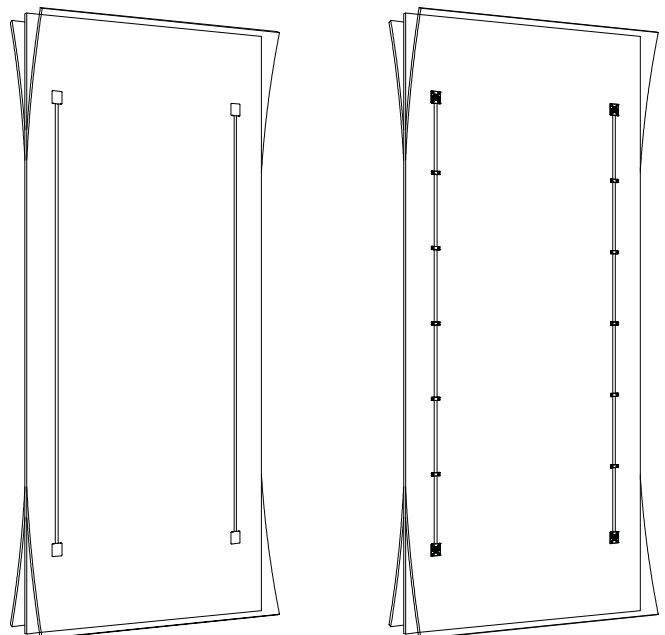
Aluminum, anodized

		No.
	Straightening fitting for doors 2240–2850 mm (7' 4 3/16" to 9' 4 7/32"), aluminum, anodized	056.3192.071
	Straightening fitting for doors 2040–2600 mm (6' 8 5/16" to 8' 6 3/8"), aluminum, anodized	056.3192.082

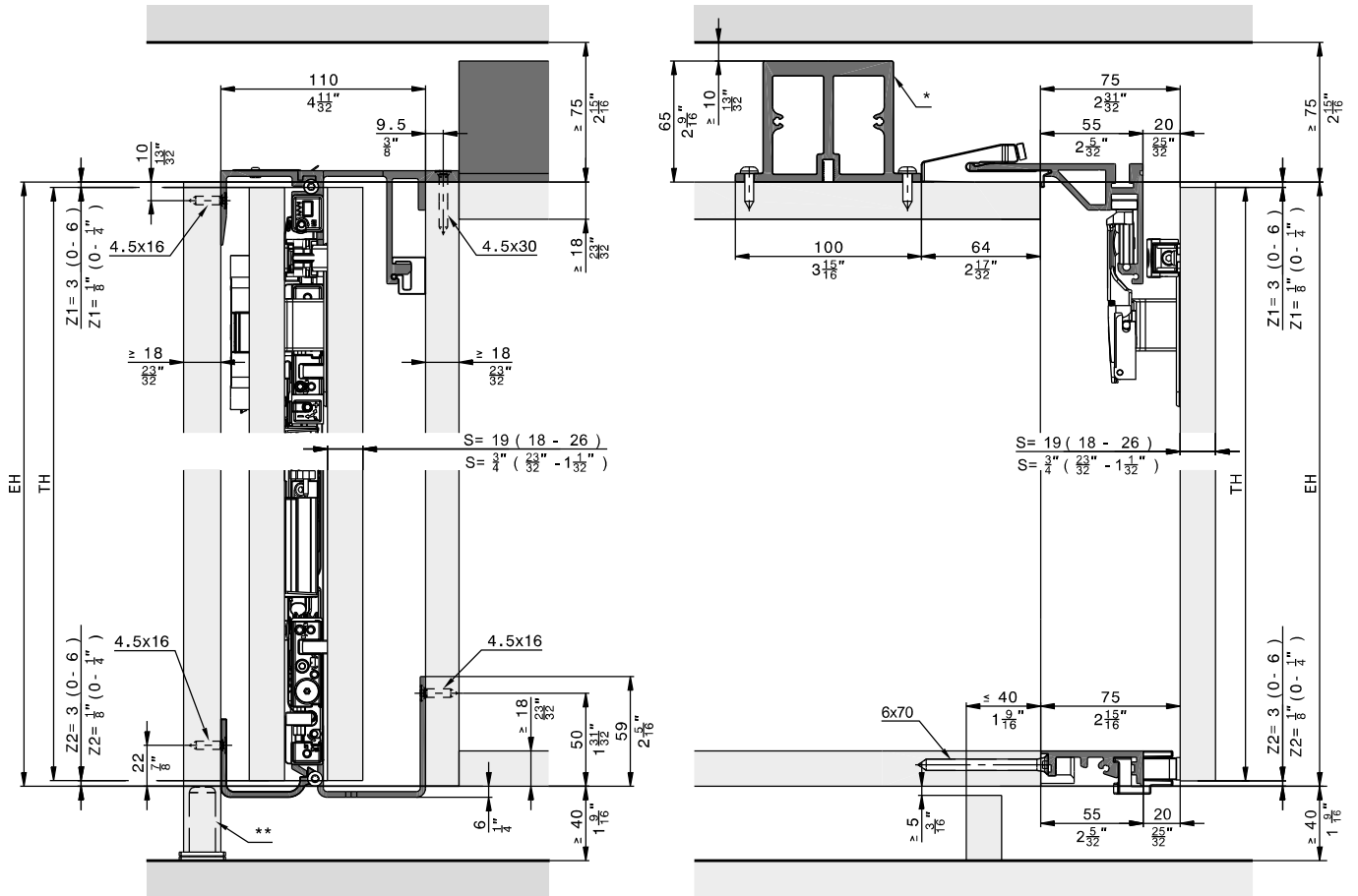
Aluminum, black anodized

		No.
	Straightening fitting for doors 2240–2850 mm (7' 4 3/16" to 9' 4 7/32"), aluminum, black anodized	056.3192.074
	Straightening fitting for doors 2040–2600 mm (6' 8 5/16" to 8' 6 3/8"), aluminum, black anodized	056.3192.075
	Straightening fitting for doors 1715–2275 mm (5' 7 15/32" to 7' 5 9/16"), aluminum, black anodized	056.3192.081

Straightening fitting



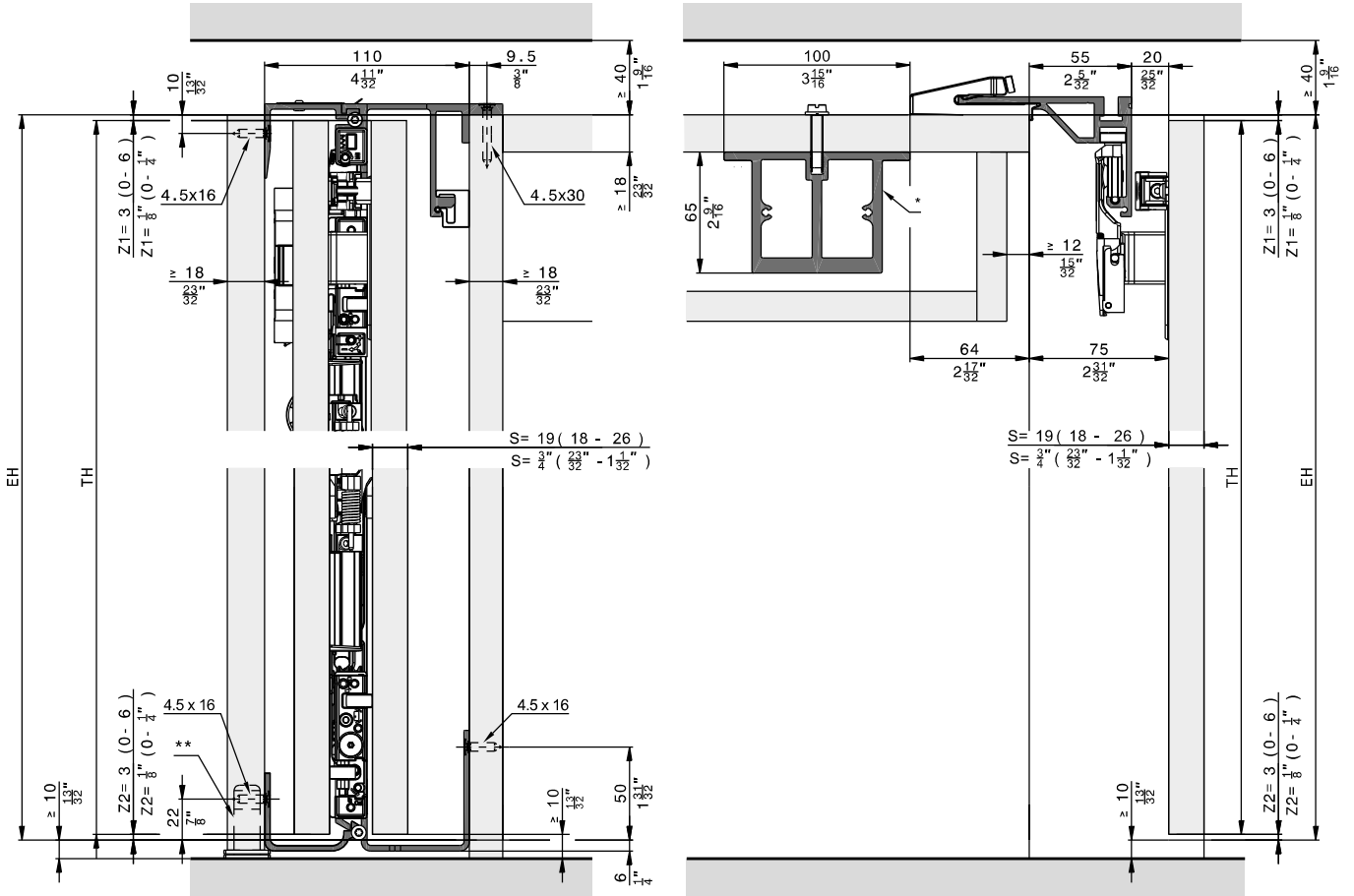
Further installation examples
 Overlay door with base profile, 2 and 4 doors



* Reinforcement profile for 3-door and 4-door systems without separating walls

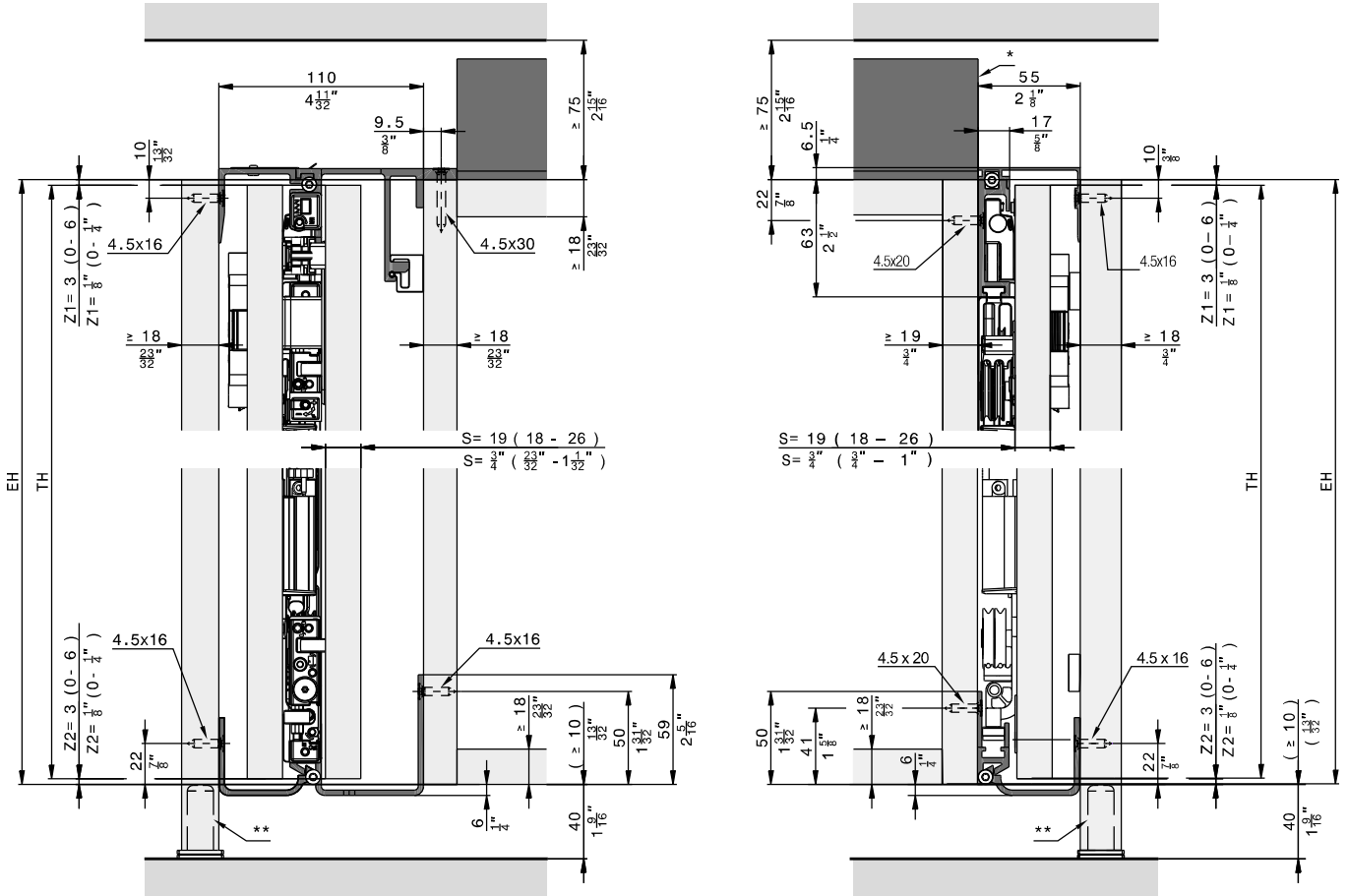
** Recommendation: Use adjustable foot

Floor-to-ceiling doors without base panels, 2 doors and 4 doors

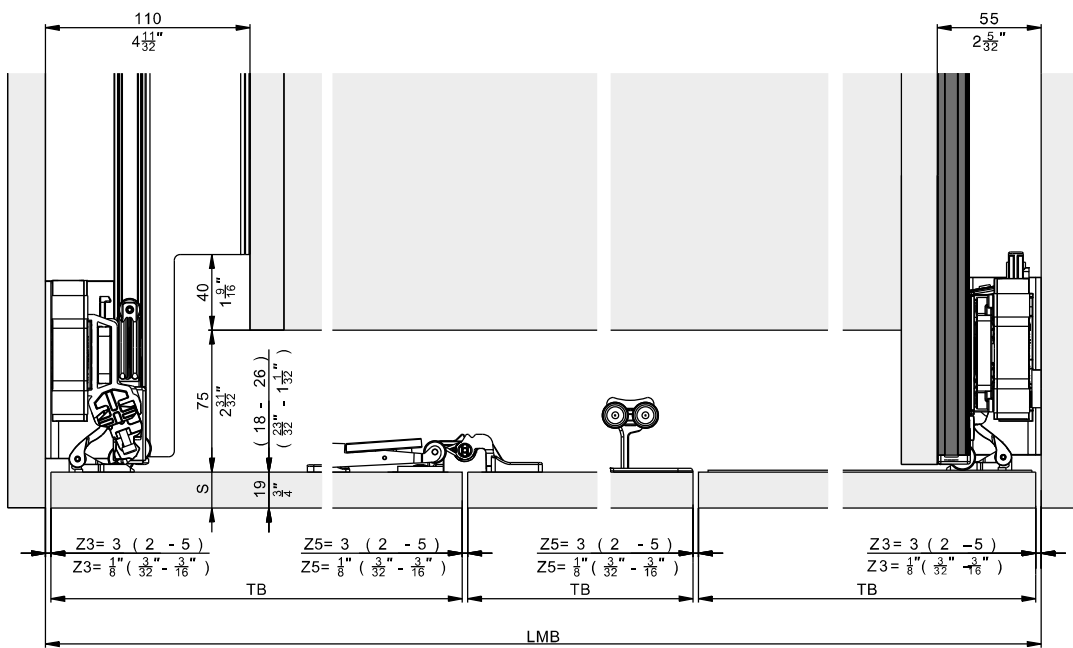


- * Reinforcement profile for 3-door and 4-door systems without separating walls
- ** Recommendation: Use adjustable foot

Overlay door without base profile, 3 doors

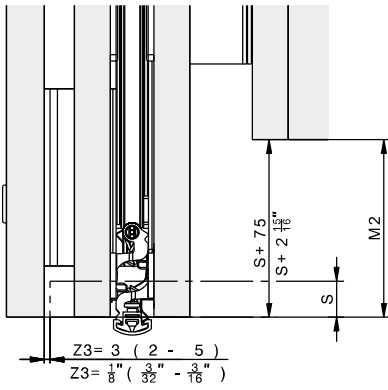


- * Reinforcement profile for 3-door and 4-door systems without separating walls
- ** Recommendation: Use adjustable foot

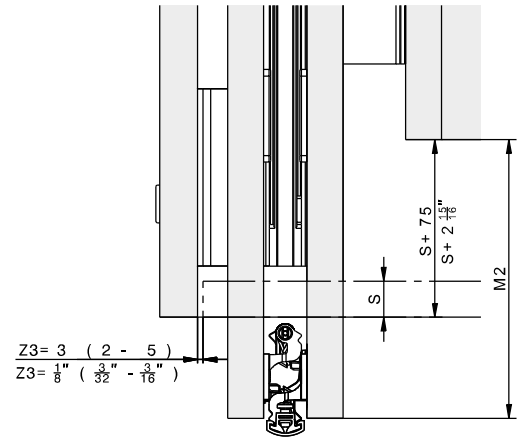


Hardware depth calculation

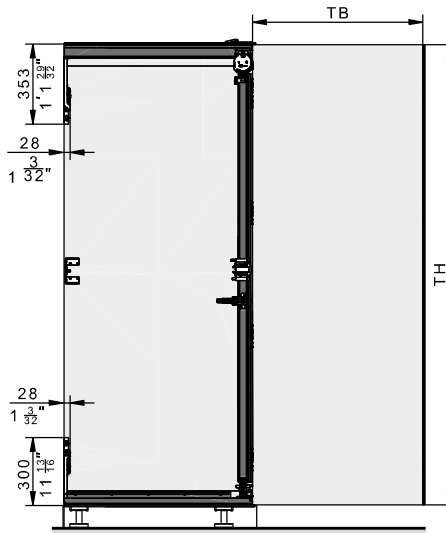
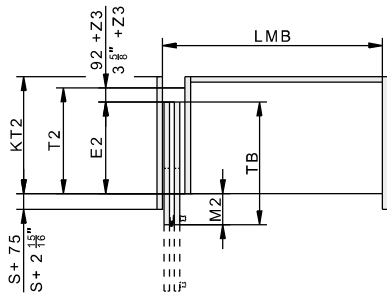
Flush door



Protruding door



	mm	Inch
T2	TB + 92 + Z3 - M2	TB + 3 ⁵ / ₈ " + Z3 - M2
E2	TB - M2	TB - M2
KT2	≥ T2	≥ T2
M2	≥ S + 75 ≤ TB - 390	≥ S + 2 ¹⁵ / ₁₆ " ≤ TB - 1' 3 ¹¹ / ₃₂ "



- S = Door thickness
- Z = Gap size
- E2 = Slide-in depth
- T2 = Hardware depth
- TB = Door width
- TH = Door height
- KT2 = Cabinet depth
- LMB = Inside clearance
- M2 = Door projection over cabinet